



Year 6 Transition Learning Project

WC 13.07.2020: Valuing Your Achievements

This week's learning project focuses on your child's successes throughout their time at school. It will give them the opportunity to reflect on what they have enjoyed and achieved throughout their time in primary school life.

Transition Activities:

Monday- Your child has achieved so much at primary school and now it is time to reflect on what makes them proud. Ask your child to create a 'Wheel of Achievements' that displays their proudest moments. Your child can label each section with headings such as 'Maths', 'English', 'P.E', Music, 'Friendships', 'Hobbies'. Inside each segment your child can either draw a picture or write a sentence to show what they are proud of. They can decorate it using bright colours so their wheel shines with pride. **Share your child's work on Twitter using #stcyres**

Tuesday- Some of the best memories of childhood are the silly ones that make you giggle. Ask your child to create an amusing comic strip of a funny moment from their school journey. Encourage them to include thought bubbles and speech bubbles to bring the comic to life. Comic strips are usually vibrant in colour so ask your child to use bold colours for their illustrations. If they cannot recall a funny moment, ask them to create a comic strip of any key moment that is significant to them.. For example, meeting their best friend for the first time, competing in Sports Day or a favourite school trip.

Wednesday- At the end of Year 6, your child would ordinarily have the opportunity to gather 'goodbye and good luck' messages from their Teachers and friends, often written in a book which they can keep and treasure. Today's task will create a 'Virtual Leavers Book' in which your child will write a message to their Year 6 peers. Ask your child to write a message of farewell and good luck to their Year Group and send this in to their Teacher at their primary school. Their Teacher will then put these together to create the 'Virtual Leavers Book'. Please note that your school may have additional information about this and will let your child know through their online learning platform.

Thursday- Not only is it important for your child to value their past achievements, it is important for them to plan to achieve new goals. Encourage your child to create a 'bucket list' of things they wish to achieve in their first year of secondary school. This could include points such as making new friends, taking the bus to school by themselves etc. Once they have completed this, ask them to create a bucket list of things they hope to achieve before secondary school begins. This could include points such as learning to catch a bus to school, completing a [Summer Reading Challenge](#), baking a cake and more.

Friday- Coming together to celebrate the end of Year 6 is an important ritual for your child. Today's task metaphorically brings the children together by joining their memories in a jigsaw. Ask your child to use our puzzle piece template to write their best moment of Year 6. Tell them that all of Year 6 are completing this task and all of their individual memories on the jigsaw pieces will slot together to create one fantastic 'Jigsaw of Memories'.

Additional Learning Resources Parents May Wish To Engage With:

- There are some useful tips about coping with anxiety in children on the [NHS website](#)
- [This website](#) provides some useful tips to parents of pupils transitioning to Secondary School
- Useful tips from [The School Run](#) website, which also provides general information and advice about your child's learning journey.
- [This website provides](#) advice for supporting pupils with additional needs in transitioning to Secondary School



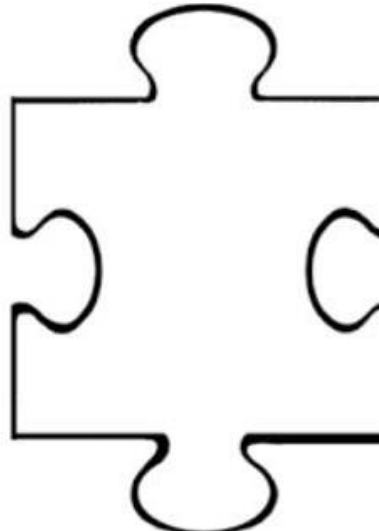
#StCyres



Year 6 Transition Learning Project

WC 13.07.2020: Valuing Your Achievements - Example Work

Below are some examples of how your child could set out their work.

Monday	Tuesday	Friday
		

#StCyres